

**Specifications**

Nominal Voltage	12V	
Rated Capacity(20 hour rate)	26Ah	
Dimensions	Total Height (with terminals)	4.96 inches(126mm)
	Height	4.96 inches(126mm)
	Length	6.97 inches(177mm)
	Width	6.57 inches(167mm)
Weight	Approx. 17.93pound(8.15kg)	

**Characteristics**

Capacity 77°F(25°C)	20 hour rate (1.30A)	26.0Ah
	10 hour rate (2.41A)	24.1Ah
	5 hour rate (4.16A)	20.8Ah
	1 hour rate (15.6A)	15.6Ah
	15 minute Rate (45.6A)	11.4Ah
Internal Resistance	Full charged Battery 77°F(25°C)	10mΩ
Capacity affected by Temperature (20 hour rate)	104°F(40°C)	102%
	77°F(25°C)	100%
	32°F(0°C)	85%
	5°F(-15°C)	65%
Self-Discharge 77°F(20°C)	Capacity after 3 month storage	91%
	Capacity after 6 month storage	81%
	Capacity after 12 month storage	60%
Max. Discharge Current 77°F(25°C)	390A(5S)	
Terminal	B1/M4	
Charge (Constant Voltage)	Cycle	Initial Charging Current less than 7.8A Voltage 14.4~14.7V/77°F(25°C)
	Float	Voltage 13.5~13.8V/77°F(25°C)

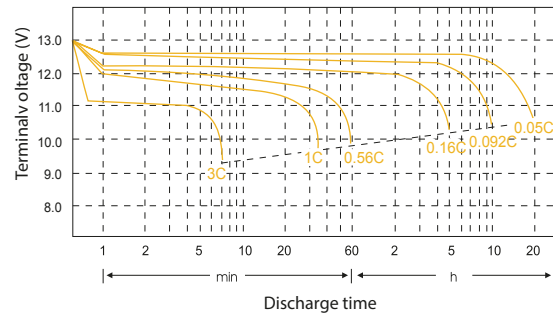
**Constant Current Discharge (AMPERES @25°C)**

F.V/Time	5Min	10Min	15Min	30Min	60Min	2H	3H	4H	5H	10H	20H
1.60	99.1	62.9	45.6	28.1	16.5	9.71	6.70	5.20	4.28	2.46	1.33
1.65	96.7	61.1	43.9	27.3	16.2	9.36	6.59	5.10	4.22	2.41	1.32
1.70	92.3	58.5	42.2	26.8	15.9	9.24	6.53	5.04	4.22	2.41	1.31
1.75	88.4	56.2	41.5	26.5	15.6	9.13	6.53	4.99	4.16	2.41	1.30
1.80	83.2	55.6	40.4	25.8	15.3	8.84	6.41	4.94	4.10	2.35	1.27

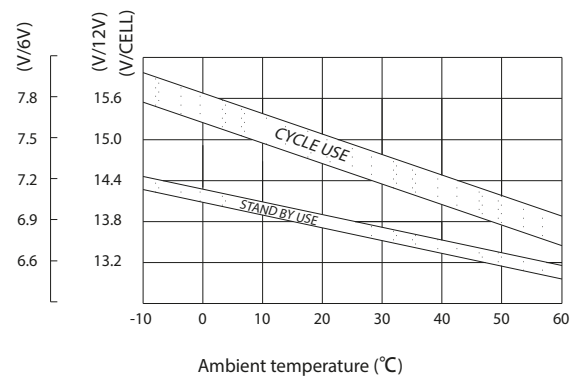
**Constant Power Discharge (WATTS PER CELL @25°C)**

F.V/Time	5Min	10Min	15Min	30Min	60Min	2H	3H	4H	5H	10H	20H
1.60	184	117	86.9	53.3	29.9	18.9	13.3	10.3	8.51	4.92	2.64
1.65	180	115	83.8	52.1	29.6	18.3	13.1	10.1	8.39	4.88	2.63
1.70	171	110	80.5	51.1	29.0	18.0	13.0	10.1	8.44	4.85	2.62
1.75	165	106	79.1	50.7	28.3	17.8	13.0	10.0	8.32	4.85	2.61
1.80	155	105	77.2	49.2	27.9	17.3	12.8	9.88	8.20	4.74	2.56

**Discharge Curves 77°F(25°C)**

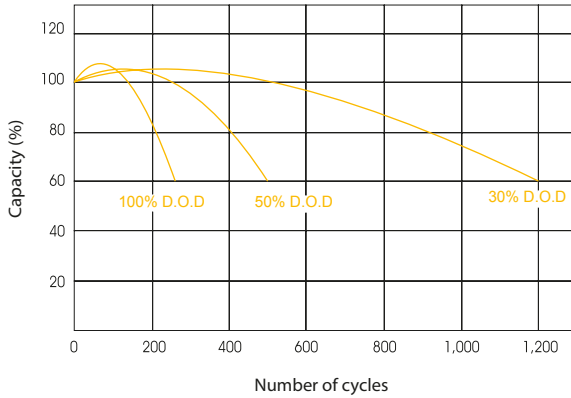


**Relationship between charge voltage and temperature**

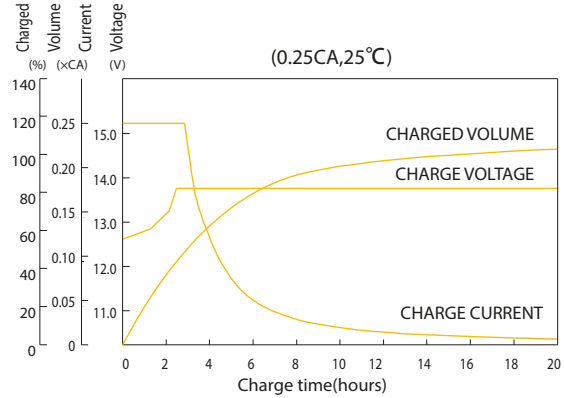


The operating environment temperature above 40°C should be avoided, After long term storage, The battery actual capacity would be less than the rated capacity. Full capacity will be obtained through several charge/discharge cycles. To get the longest life, ENSMART battery should be fully charged before storage.

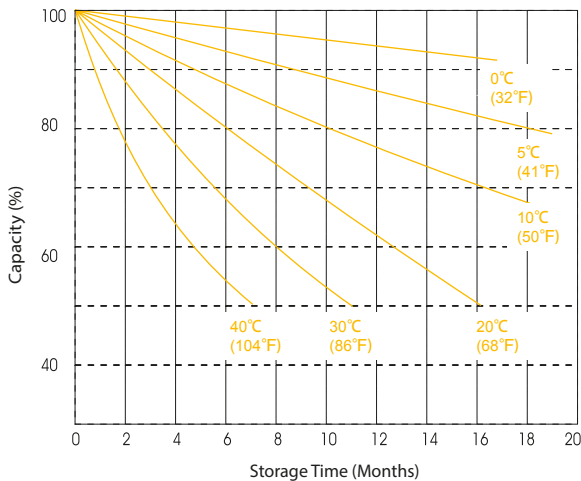
■ Cycle service life in relation to depth of discharge



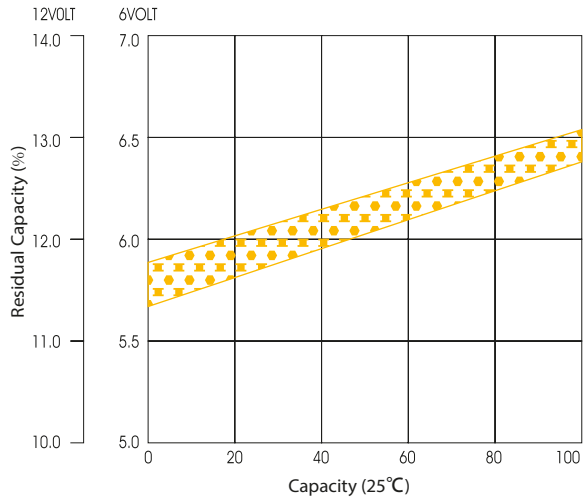
■ Constant voltage charge characteristic



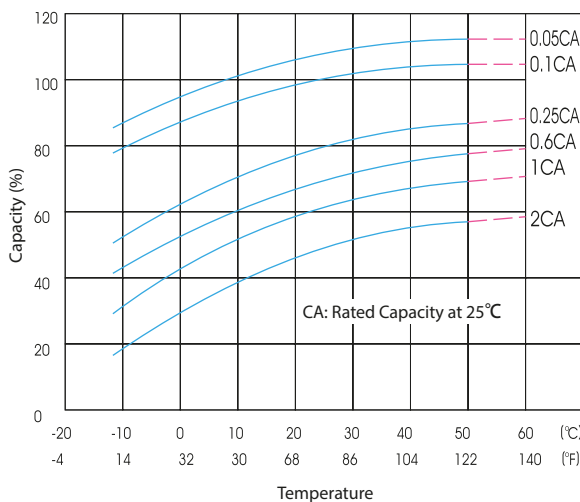
■ Self-Discharge Characteristics



■ Relationship of OCV and Residual Capacity % (25°C)



■ Temperature effects on capacity



■ Temperature effects float life

